



# SANCTUM ADMINISTRATUS

60 TERRAIN POINTS



TOP-DOWN VIEW



A. PIPEWAY ACCESS POINT



B. PIPEWAY ACCESS POINT





# SANCTUM ADMINISTRATUS

**60** TERRAIN POINTS

## DESCRIPTION

This Tactical Terrain datasheet consists of 1 Sanctum Administratus terrain feature. A Sanctum Administratus has two pipeway access points, shown on the reverse of this card by the **blue** keyline.

## TERRAIN CATEGORY

A Sanctum Administratus is an Area Terrain feature. Its footprint is shown on the reverse of this card by the **yellow** keyline.

## TERRAIN TRAITS

A Sanctum Administratus has the following terrain traits:

- Breachable
- Defensible
- Light Cover
- Obscuring
- Scalable

## TERRAIN ABILITIES

**Plunging Fire:** This terrain feature has an upper floor (marked by a **red** keyline on the reverse of this card). Each time you select a target for a ranged weapon an **INFANTRY** model on the upper floor is equipped with, you can ignore the Look Out, Sir rule.

BATTLEZONE KEYWORDS: **BATTLEZONE MANUFACTORUM**

OTHER KEYWORDS: **TERRAIN, CRITICAL FEATURE, AREA, RUINS, PIPEWAY, SANCTUM ADMINISTRATUS**